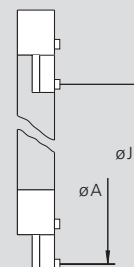



■ To bore jaws on the chuck

Boring fixture ADVL

- For low grip forces up to 3000 daN.
- To bore soft or quenched jaws on manual chucks.
- Adjustment of the clamping diameter by turning the scroll or reversing the inserts.
- The fixture can cover a large range.

Light duty version

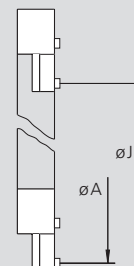



Type	Id. No.	External-Ø mm	Internal-Ø mm	Clamping range		Grip force max (daN)	Weight kg/piece
				A	J		
ADVL 150	081903	153	110	von 150 bis 215	von 50 bis 115	1500	1.5
ADVL 180	081904	176	110	von 170 bis 260	von 35 bis 125	3000	3.3
ADVL 220	081905	215	135	von 215 bis 285	von 70 bis 140	3000	5.2
ADVL 250	081906	244	162	von 240 bis 315	von 100 bis 175	3000	5.6
ADVL 290	081907	290	208	von 290 bis 360	von 145 bis 215	3000	6.8

Boring fixture ADVS

- For higher grip forces up to 7500 daN.
- To bore soft or quenched jaws on manual or power chucks.
- To grind hard jaws on manual or power chucks.
- Mainly used on power chucks.
- Adjustment of the clamping dia. by turning the scroll or reversing the inserts.
- The fixture can cover a large range.

Medium duty version



Type	Id. No.	External-Ø mm	Internal-Ø mm	Clamping range		Grip force max (daN)	Weight kg/piece
				A	J		
ADVS 230	081910	225	135	von 229 bis 305	von 81 bis 157	4500	7.0
ADVS 290	081909	288	184	von 292 bis 368	von 128 bis 204	6000	11.5
ADVS 370	081911	370	250	von 388 bis 464	von 208 bis 284	7500	21.0