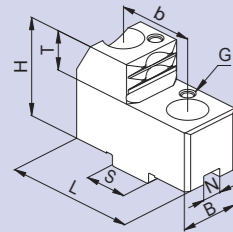


GGK

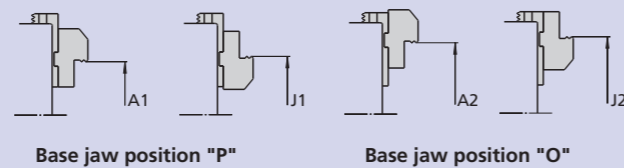


Hard roughing jaws for SMW-AUTOBLOK chucks with quick jaw change

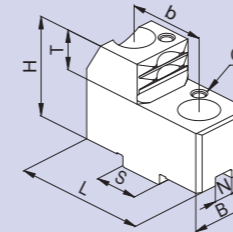
- Tongue & groove
- For internal and external clamping

Type	Id. No.	B	H	T	G	N	S	b	L	kg/Set	SMW-AUTOBLOK	Clamping ranges Ø*		Clamping ranges Ø*	
												External-A ₁	Internal-J ₁	External-A ₂	Internal-J ₂
GGK 1751	012464	25	40	16	M5	8	18	32	64	0.91	HG-F 160	25-60	132-170	40-78	150-188
GGK 1753	012466											50-88	105-142	68-106	122-160
GGK 1754	012467											75-113	79-117	93-131	97-135
GGK 2001	012469	28	45	20	M5	10	20	40	88	1.52	HG-F 210	29-56	186-240	37-94	224-280
GGK 2002	012470											60-117	125-182	89-155	163-220
GGK 2003	012471											97-153	88-145	135-191	126-183
GGK 2004	012472	40	50	22	M6	12	20	40	94	2.38	HG-F 260	35-66	192-258	64-130	256-322
GGK 2501	012473											70-136	122-188	134-200	186-252
GGK 2502	012474											100-166	92-158	164-230	156-222
GGK 2503	012475	50	55	25	M8	12	26	54	104	4.01	HG-F 315	-	-	-	70-134
GGK 4001	012478											60-102	200-280	88-182	280-375
GGK 4002	012479											124-218	84-178	204-298	164-258
GGK 5001	012481	60	74	35	M8	18	30	60	125	7.58	HG-F 400	60-160	240-375	145-280	350-490
GGK 5002	012482											150-280	120-260	265-400	240-370
GGK 5003	012483											-	100-180	-	-

Clamping ranges



GGK





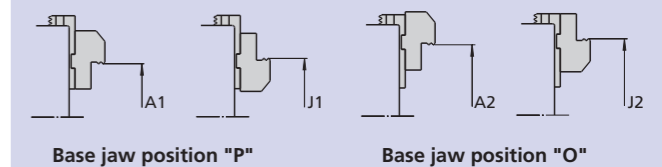
Hard roughing jaws for Forkardt chucks with quick jaw change

- Tongue & groove
- For internal and external clamping

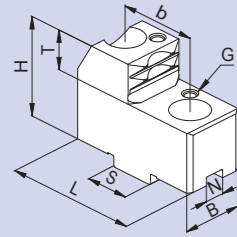
Type	Id. No.	B	H	T	G	N	S	b	L	kg/Set	Forkardt	Clamping ranges Ø*		Clamping ranges Ø*		
												External-A ₁	Internal-J ₁	External-A ₂	Internal-J ₂	
GGK 1751	012464	25	40	16	M5	8	18	32	64	0.91	3 KTNC 160	25-38	-	-	-	
GGK 1752	012465											KTNCV 160	-	135-150	45-72	-
GGK 1753	012466											F 160	-	105-122	72-102	-
GGK 1754	012467	28	45	20	M5	10	20	40	88	1.52	3 KTNC 200	-	-	78-94	102-128	
GGK 2001	012469											-	-	-	38-65	-
GGK 2002	012470											F 200	52-78	120-140	95-125	160-190
GGK 2003	012471	40	50	22	M6	12	20	40	94	2.38	F+200	-	82-105	130-160	-	
GGK 2004	012472											-	-	-	-	65-95
GGK 2501	012473											3 KTNC 250	-	180-216	72-102	262-290
GGK 2502	012474	50	55	25	M8	12	26	54	104	4.01	F 250	-	120-150	140-172	-	
GGK 2503	012475											F+250	-	104-120	170-202	-
GGK 2504	012476											-	-	-	-	80-108
GGK 2501	012473	40	50	22	M6	12	20	40	94	2.38	3 KTNC 280	38-52	190-242	74-128	262-310	
GGK 2502	012474											-	120-174	142-195	-	
GGK 2503	012475											-	-	-	-	80-108
GGK 2504	012476	60	74	35	M8	18	30	60	125	7.58	3 KTNC 360	-	-	-	80-108	
GGK 5001	012481											3 KTNC 360	50-110	220-300	105-190	295-380
GGK 4002	012479											F 315	140-225	110-185	220-305	-
GGK 4003	012480	F+315	-	90-215	-	-										
GGK 5001	012481	60	74	35	M8	18	30	60	125	7.58	3 KTNC 500	70-190	245-400	150-310	370-520	
GGK 5002	012482											F+400	150-310	130-275	280-430	244-400
GGK 5003	012483											F 500 L	-	110-220	-	-
GGK 5001	012481	60	74	35	M8	18	30	60	125	7.58	3 KTNC 630	70-300	225-510	150-420	360-630	
GGK 5002	012482											150-430	140-390	270-550	244-520	
GGK 5003	012483											-	100-220	-	-	

* Clamping ranges subjected to technical changes

Clamping ranges



GGK



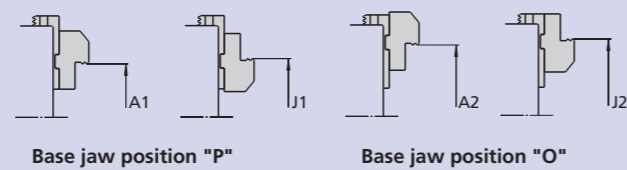
Hard roughing jaws for Forkardt chucks with quick jaw change

- Tongue & groove
- For internal and external clamping

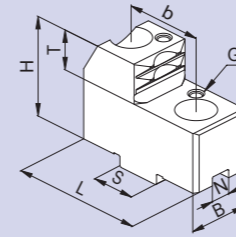
Type	Id. No.	B	H	T	G	N	S	b	L	kg/Set	Forkardt	Clamping ranges Ø*		Clamping ranges Ø*	
												External-A ₁	Internal-J ₁	External-A ₂	Internal-J ₂
GGK 1751	012464	25	40	16	M5	8	18	32	64	0.91	KTNCV 175	30-80	-	-	-
GGK 1752	012465								68	0.92	FNC 175	-	126-190	48-110	160-220
GGK 1753	012466								60	0.88	-	-	-	80-140	142-202
GGK 1754	012467								56	0.80	-	-	84-148	104-166	118-180
GGK 2001	012469	28	45	20	M5	10	20	40	88	1.52	KTNCV 200	44-106	-	-	-
GGK 2002	012470								66	1.28	FNC 200	58-120	120-180	100-162	172-234
GGK 2003	012471								66	1.19	-	96-158	90-152	142-204	136-198
GGK 2004	012472		40	15					87	1.39	-	-	55-95	-	65-95
GGK 2501	012473	40	50	22	M6	12	20	40	94	2.38	KTNCV 250	40-90	200-285	80-170	272-360
GGK 2502	012474								72	2.08	FNC 250	75-163	128-216	150-238	220-308
GGK 2503	012475								78	2.19	-	95-183	102-190	172-260	172-260
GGK 2504	012476								110	2.88	-	-	75-100	-	88-176
GGK 2501	012473	40	50	22	M6	12	20	40	94	2.38	KTNC 315	40-118	200-320	80-200	275-395
GGK 2502	012474								72	2.08	KTNCV 315	65-185	125-245	150-270	202-322
GGK 2505	012477		43	15					98	2.49	FNC 315	-	73-190	180-300	170-290
GGK 4001	012478	50	55	25	M8	12	26	54	104	4.01	KTNC 400	50-180	220-340	100-265	315-425
GGK 4002	012479								91	3.58	KTNCV 400	140-260	120-220	220-340	185-305
GGK 4003	012480								147	5.50	FNC 400	-	95-215	-	-
GGK 5001	012481	60	74	35	M8	18	30	60	125	7.58	KTNCV 500	60-235	255-440	160-350	375-560
GGK 5002	012482								108	6.67	FNC 500	-	-	280-470	255-445
GGK 5003	012483	50	56	25	M8	18	30	60	136	4.96	-	-	110-280	-	-
GGK 5001	012481	60	74	35	M8	18	30	60	125	7.58	KTNCV 630	60-335	225-525	160-460	375-675
GGK 5002	012482								108	6.67	FNC 630	-	-	280-580	255-555
GGK 5003	012483	50	56	25					136	4.96	-	110-380	-	-	-

* Clamping ranges subjected to technical changes

Clamping ranges



GGK



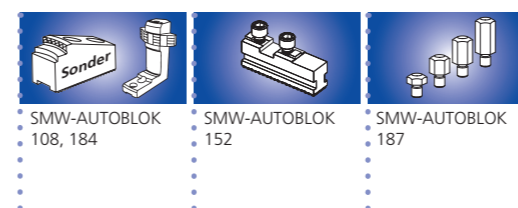

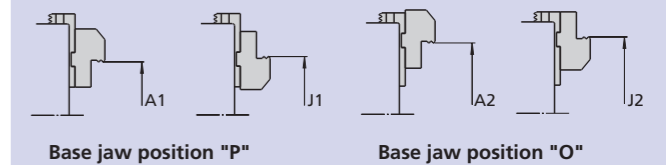
Hard roughing jaws for Samchully chucks with quick jaw change

- Tongue & groove
- For internal and external clamping

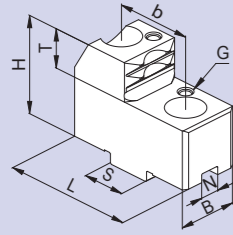
Type	Id. No.	B	H	T	G	N	S	b	L	kg/Set	Samchully	Clamping ranges Ø*		Clamping ranges Ø*	
												External-A ₁	Internal-J ₁	External-A ₂	Internal-J ₂
GGK 1751	012464	25	40	16	M5	8	18	32	64	0.91	QJC-206	25-62	133-171	33-80	155-190
GGK 1752	012465								68	0.92	-	32-61	134-172	42-79	153-181
GGK 1753	012466								60	0.88	-	52-89	107-145	70-107	125-163
GGK 1754	012467								56	0.80	-	77-115	81-118	95-133	99-137
GGK 2001	012469	28	45	20	M5	10	20	40	88	1.52	QJC-208	30-69	-	45-106	-
GGK 2002	012470								66	1.28	-	67-132	131-197	105-170	169-235
GGK 2003	012471								66	1.19	-	104-169	95-160	141-207	134-199
GGK 2004	012472		40	15					87	1.39	-	-	68-110	-	74-148
GGK 2501	012473	40	50	22	M6	12	20	40	94	2.38	QJC-210	45-85	197-274	61-148	254-342
GGK 2502	012474								72	2.08	-	78-154	132-208	141-218	195-272
GGK 2503	012475								78	2.19	-	107-184	109-175	159-247	152-238
GGK 2504	012476								110	2.88	-	-	-	-	80-156
GGK 2501	012473	40	50	22	M6	12	20	40	94	2.38	QJC-212	40-126	207-320	104-214	295-406
GGK 2502	012474								72	2.08	-	86-196	138-248	173-284	225-336
GGK 2503	012475								78	2.19	-	115-226	109-218	203-314	196-306
GGK 2505	012477		43	15					98	2.49	-	197-285	78-164	261-371	139-249
GGK 4001	012478	50	55	25	M8	12	26	54	104	4.01	QJC-215	78-188	258-378	143-263	333-453
GGK 4002	012479								91	3.58	-	-	140-263	258-378	-
GGK 4003	012480								147	5.50	-	-	118-243	-	-
GGK 5001	012481	60	74	35	M8	18	30	60	125	7.58	QJC-220	100-210	280-420	210-350	415-560
GGK 5002	012482								108	6.67	-	-	155-295	330-470	-
GGK 5003	012483	50	56	25	M8	18	30	60	136	4.96	-	-	100-240	-	-

* Clamping ranges subjected to technical changes

Clamping ranges



GGK



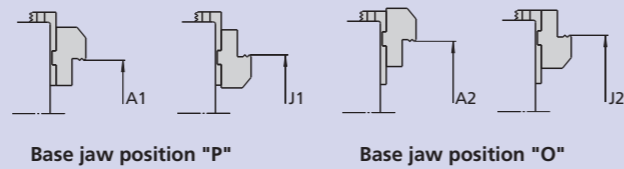
Hard roughing jaws for Kitagawa chucks with quick jaw change

- Tongue & groove
- For internal and external clamping

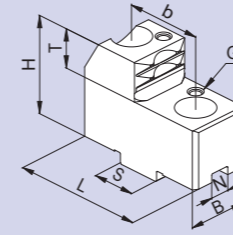
Type	Id. No.	B	H	T	G	N	S	b	L	kg/Set	Kitagawa	Clamping ranges Ø*		Clamping ranges Ø*	
												External-A ₁	Internal-J ₁	External-A ₂	Internal-J ₂
GGK 2001	012469	28	45	20	M5	10	20	40	88	1.52	QJ 8" (QJ 210-43)	30-62	-	61-110	-
GGK 2002	012470								66	1.28		68-117	134-183	116-165	182-230
GGK 2003	012471								66	1.19		105-154	-	153-280	-
GGK 2004	012472		40	15					87	1.39		-	60-89	-	88-135
GGK 2501	012473	40	50	22	M6	12	20	40	94	2.38	QJ 10" (QJ 254-65)	40-78	197-270	82-154	-
GGK 2502	012474								72	2.08		76-148	127-200	152-224	-
GGK 2503	012475								78	2.19		98-170	-	174-246	-
GGK 2504	012476								110	2.88		-	67-135	-	142-215
GGK 2501	012473	40	50	22	M6	12	20	40	94	2.38	QJ 12" (QJ 315-78)	40-96	-	101-174	-
GGK 2502	012474								72	2.08		82-166	138-236	170-244	238-316
GGK 2503	012475								78	2.19		104-188	-	192-266	208-286
GGK 2505	012477		43	15					98	2.49		-	80-175	-	-

* Clamping ranges subjected to technical changes

Clamping ranges



GGK



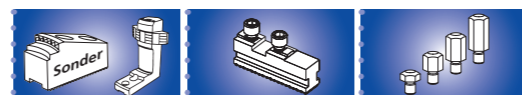
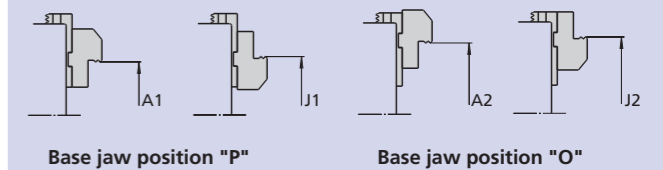
Hard roughing jaws for Röhms chucks with quick jaw change

- Tongue & groove
- For internal and external clamping

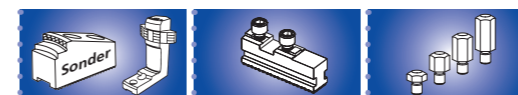
Type	Id. No.	B	H	T	G	N	S	b	L	kg/Set	Röhms	Clamping ranges Ø*		Clamping ranges Ø*	
												External-A ₁	Internal-J ₁	External-A ₂	Internal-J ₂
GGK 1751	012464	25	40	16	M5	8	18	32	64	0.91	Duro-NC 160	28-70	-	-	-
GGK 1752	012465								68	0.92	Duro-NCE 160	-	138-180	50-100	-
GGK 1753	012466								60	0.88	Duro 160	-	110-150	85-135	-
GGK 1754	012467								56	0.80		-	85-120	110-160	-
GGK 1751	012464	25	40	16	M5	8	18	32	64	0.91	Duro-NC 175	36-78	-	-	-
GGK 1752	012465								68	0.92		-	146-188	58-108	-
GGK 1753	012466								60	0.88		-	118-158	93-143	-
GGK 1754	012467								56	0.80		-	93-128	118-168	-
GGK 2001	012469	28	45	20	M5	10	20	40	88	1.52	Duro-NC 200	-	-	28-75	-
GGK 2002	012470								66	1.28	Duro-NCE 200	55-130	125-195	100-180	170-240
GGK 2003	012471								66	1.19	Duro 200	-	90-160	140-210	-
GGK 2004	012472		40	15					87	1.39		-	55-100	-	-
GGK 2501	012473	40	50	22	M6	12	20	40	94	2.38	Duro-NC 250	38-95	195-280	80-160	270-300
GGK 2502	012474								72	2.08	Duro-NCE 250	-	125-205	145-225	-
GGK 2503	012475								78	2.19	Duro 250	-	110-180	180-260	-
GGK 2504	012476								110	2.88		-	-	-	80-170
GGK 2501	012473	40	50	22	M6	12	20	40	94	2.38	Duro-NCE 315	66-139	223-324	108-204	298-344
GGK 2502	012474								72	2.08		-	153-249	173-269	-
GGK 2503	012475								78	2.19		-	138-224	208-304	-
GGK 2504	012476								110	2.88		-	-	-	108-214
GGK 4001	012478	50	55	25	M8	12	26	54	104	4.01	Duro-NC 315	50-150	220-330	120-220	-
GGK 4002	012479								91	3.58	Duro 315	-	110-220	220-320	-
GGK 4003	012480								147	5.50		-	85-200	-	-
GGK 4001	012478	50	55	25	M8	12	26	54	104	4.01	Duro-NCE 400	128-206	298-386	198-276	-
GGK 4002	012479								91	3.58		-	188-276	298-376	-
GGK 4003	012480								147	5.50		-	163-256	-	-
GGK 5001	012481	60	74	35	M8	18	30	60	125	7.58	Duro-NC 400	65-175	260-380	165-285	380-430
GGK 5002	012482								108	6.67	Duro 400	-	140-260	285-400	-
GGK 5003	012483								136	4.96		-	105-200	-	-
GGK 5001	012481	60	74	35	M8	18	30	60	125	7.58	Duro-NCE 500	101-289	-	-	436-604
GGK 5002	012482								108	6.67		-	296-494	221-404	-
GGK 5003	012483								136	4.96		-	176-374	346-534	-
GGK 5001	012481	60	74	35	M8	18	30	60	125	7.58	Duro-NC 500	65-235	260-440	185-350	400-550
GGK 5002	012482								108	6.67	Duro 500	-	140-320	310-480	-

* Clamping ranges subjected to technical changes

Clamping ranges

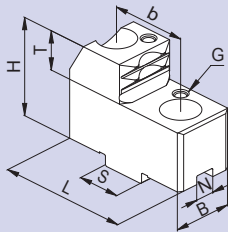


SMW-AUTOBLOK 108, 184 | SMW-AUTOBLOK 152 | SMW-AUTOBLOK 187



SMW-AUTOBLOK 108, 184 | SMW-AUTOBLOK 152 | SMW-AUTOBLOK 187

GGK



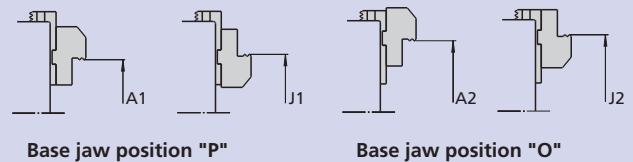
Hard roughing jaws for Schunk chucks with quick jaw change

- Tongue & groove
- For internal and external clamping

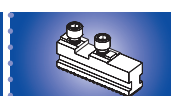
Type	Id. No.	B	H	T	G	N	S	b	L	kg/ Set	Schunk	Clamping ranges Ø*		Clamping ranges Ø*								
												External-A ₁	Internal-J ₁	External-A ₂	Internal-J ₂							
GGK 1751	012464	25	40	16	M5	8	18	32	64	0.91	ROTA-S 160	25-50	-	-	-							
GGK 1752	012465								68	0.92	ROTA-S PLUS 160	-	133-160	38-67	-							
GGK 1753	012466								60	0.88	-	105-134	66-95	-								
GGK 1754	012467								56	0.80	-	78-106	95-125	-								
GGK 2001	012469	28	45	20	M5	10	20	40	88	1.52	ROTA-S 200	30-55	185-230	45-94	-							
GGK 2002	012470								66	1.28	THW 210-F	60-110	130-178	100-145	165-215							
GGK 2003	012471								66	1.19	ROTA-S PLUS 200	100-150	90-135	140-185	130-175							
GGK 2004	012472								87	1.39	ROTA-NC-WF 210	-	55-84	-	70-120							
GGK 2501	012473	40	50	22	M6	12	20	40	94	2.38	ROTA-S 250	35-70	200-265	65-138	265-330							
GGK 2502	012474								72	2.08	THW 250-F	80-145	130-195	143-205	190-260							
GGK 2503	012475								78	2.19	THW 265-F	110-175	100-165	174-237	165-230							
GGK 2504	012476								110	2.88	ROTA NC-WF 250	-	-	-	80-145							
GGK 2501	012473	40	50	22	M6	12	20	40	94	2.38	ROTA NC-WF 315	40-92	205-280	94-179	294-370							
GGK 2502	012474								72	2.08	-	85-161	135-210	170-249	219-300							
GGK 2503	012475								78	2.19	-	115-190	105-180	203-278	194-270							
GGK 2505	012477								98	2.49	-	-	85-150	-	-							
GGK 4001	012478	50	55	25	M8	12	26	54	104	4.01	ROTA-S 315	50-162	230-350	118-240	305-430							
GGK 4002	012479								91	3.58	THW 315-F	162-283	110-230	240-360	190-308							
GGK 4003	012480								147	5.50	THW 400-F	-	100-220	-	-							
											ROTA-S PLUS 315	-	-	-	-							
GGK 5001	012481	60	74	35	M8	18	30	60	125	7.58	ROTA-S 400	80-190	260-400	170-310	380-520							
GGK 5002	012482								108	6.67	ROTA-S 500	170-310	140-280	265-405	260-400							
GGK 5003	012483								50	56	25	M8	18	30	60	136	4.96	THW 500-F	-	100-210	-	-
																		ROTA-S PLUS 400	-	-	-	-
											ROTA-S PLUS 500	-	-	-	-							

* Clamping ranges subjected to technical changes

Clamping ranges



• SMW-AUTOBLOK
• 108, 184



• SMW-AUTOBLOK
• 152



• SMW-AUTOBLOK
• 187