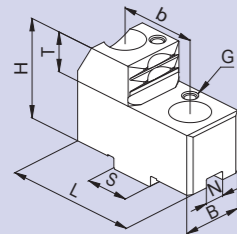


GGK



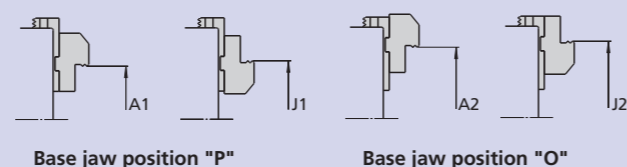
Hard roughing jaws for SMW-AUTOBLOK chucks with quick jaw change

- Tongue & groove
- For internal and external clamping

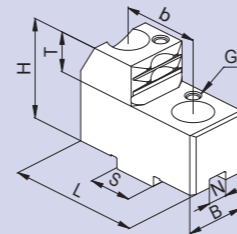
Type	Id. No.	B	H	T	G	N	S	b	L	kg/Set	SMW-AUTOBLOK	Clamping ranges Ø*		Clamping ranges Ø*	
												External-A ₁	Internal-J ₁	External-A ₂	Internal-J ₂
GGK 1751	012464	25	40	16	M5	8	18	32	64	0.91	KNCS-N 140	25-53	125-162	-	-
GGK 1752	012465								68	0.92		36-56	128-168	-	-
GGK 1753	012466								60	0.88		55-81	101-135	-	-
GGK 1754	012467								56	0.80		80-105	75-109	-	-
GGK 1751	012464	25	40	16	M5	8	18	32	64	0.91	KNCS-N 170	25-62	133-171	33-80	155-190
GGK 1753	012466								60	0.88	KNCS-2G 170	52-89	107-145	70-107	125-163
GGK 1754	012467								56	0.80	HG-N 160	77-115	81-118	95-133	99-137
											HG-F 160				
GGK 2001	012469	28	45	20	M5	10	20	40	88	1.52	KNCS-N 210	29-59	187-252	36-87	-
GGK 2002	012470								66	1.28	KNCS-NB 210	57-122	121-186	94-150	158-215
GGK 2003	012471								66	1.19	KNCS-2G 210	93-149	85-140	131-187	122-178
GGK 2004	012472								87	1.39	HG-N 210	152-208	62-100	189-246	72-137
											HG-F 210				
GGK 2001	012469	28	45	20	M5	10	20	40	88	1.52	KNCS-N 225	30-69	-	45-106	-
GGK 2002	012470								66	1.28	KNCS-NB 225	67-132	131-197	105-170	169-235
GGK 2003	012471								66	1.19	KNCS-2G 225	104-169	95-160	141-207	134-199
GGK 2004	012472								87	1.39		-	68-110	-	74-148
GGK 2501	012473	40	50	22	M6	12	20	40	94	2.38	KNCS-N 260	45-85	197-274	61-148	254-342
GGK 2502	012474								72	2.08	KNCS-NB 260	78-154	132-208	141-218	195-272
GGK 2503	012475								78	2.19	KNCS-2G 260	107-184	109-175	159-247	152-238
GGK 2504	012476								110	2.88	HG-N 260	-	-	-	80-156
											HG-F 260				
GGK 2501	012473	40	50	22	M6	12	20	40	94	2.38	KNCS-N 275	49-100	201-289	65-163	258-357
GGK 2502	012474								72	2.08		82-169	136-223	145-233	199-287
GGK 2503	012475								78	2.19		111-199	113-190	163-262	156-253
GGK 2504	012476								110	2.88		-	-	-	84-171
GGK 2501	012473	40	50	22	M6	12	20	40	94	2.38	KNCS-N 325	40-126	207-320	104-214	295-406
GGK 2502	012474								72	2.08	KNCS-NB 325	86-196	138-248	173-284	225-336
GGK 2503	012475								78	2.19	KNCS-2G 325	115-226	109-218	203-314	196-306
GGK 2505	012477								98	2.49	HG-N 315	197-285	78-164	261-371	139-249
GGK 2501	012473	40	50	22	M6	12	20	40	94	2.38	KNCS-N 340	60-126	236-326	-	326-396
GGK 2502	012474								72	2.08		116-201	-	196-288	-
GGK 2503	012475								78	2.19		-	136-236	232-318	-
GGK 2504	012476								110	2.88		-	108-186	-	-
GGK 4001	012478	50	55	25	M8	12	26	54	104	4.01	KNCS-N 400	78-188	258-378	143-263	333-453
GGK 4002	012479								91	3.58	KNCS-NB 400	-	140-263	258-378	-
GGK 4003	012480								147	5.50	KNCS-2G 400	-	118-243	-	-
											HG-N 400				
											HG-2G 400				
											HG-F 315				
GGK 5001	012481	60	74	35	M8	18	30	60	125	7.58	KNCS-N 500	100-210	280-420	210-350	415-560
GGK 5002	012482								108	6.67	KNCS-2G 500	-	155-295	330-470	-
GGK 5003	012483								136	4.96	KNCS-NB 500	-	100-240	-	-
											HG-N 500				
											HG-2G 500				
											HG-F 400				
GGK 5001	012481	60	74	35	M8	18	30	60	125	7.58	KNCS-N 630	80-240	265-450	240-440	460-650
GGK 5002	012482								108	6.67	KNCS-NB 630	-	140-320	380-560	-
GGK 5003	012483								136	4.96	KNCS-2G 630	-	100-240	-	-
											HG-N 630				
											HG-2G 630				

* Clamping range valid for chuck type KNCS-N, KNCS-NB and KNCS-2G

Clamping ranges



GGK




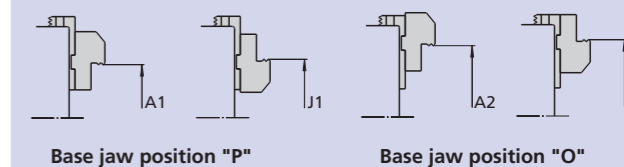
Hard roughing jaws for SMW-AUTOBLOK chucks with quick jaw change

- Tongue & groove
- For internal and external clamping

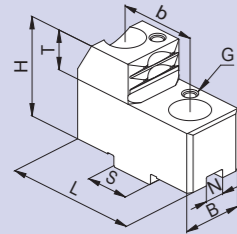
Type	Id. No.	B	H	T	G	N	S	b	L	kg/Set	SMW	Clamping ranges Ø*		Clamping ranges Ø*	
												External-A ₁	Internal-J ₁	External-A ₂	Internal-J ₂
GGK 1751	012464	25	40	16	M5	8	18	32	64	0.91	KNCS 175	25-58			
GGK 1752	012465								68	0.92			138-168	38-72	
GGK 1753	012466								60	0.88			110-140	68-100	
GGK 1754	012467								56	0.80			80-112	96-130	
GGK 2001	012469	28	45	20	M5	10	20	40	88	1.52	KNCS 200		35-78		
GGK 2002	012470								66	1.28	KNCS 210	60-100	125-165	95-135	160-200
GGK 2003	012471								66	1.19			88-130	130-172	
GGK 2004	012472								87	1.39					62-106
GGK 2501	012473	40	50	22	M6	12	20	40	94	2.38	KNCS 250	40-64	190-250	64-128	252-310
GGK 2502	012474								72	2.08			120-190	128-195	
GGK 2503	012475								78	2.19			104-150	160-224	
GGK 2504	012476								110	2.88					75-125
GGK 2501	012473	40	50	22	M6	12	20	40	94	2.38	KNCS 260	40-75	193-266	65-135	255-330
GGK 2502	012474								72	2.08			123-195	134-207	
GGK 2503	012475								78	2.19			102-174	163-237	
GGK 2504	012476								110	2.88					70-142
GGK 2501	012473	40	50	22	M6	12	20	40	94	2.38	KNCS 315	49-95	202-288	95-180	288-370
GGK 2503	012475								78	2.19			102-202	180-280	
GGK 2505	012477								98	2.49			82-150		
GGK 2501	012473	40	50	22	M6	12	20	40	94	2.38	KNCS 315-91	45-110	210-200	110-200	300-370
GGK 2503	012475								78	2.19			110-210	200-290	
GGK 2505	012477								98	2.49			82-160		
GGK 4001	012478	50	55	25	M8	12	26	54	104	4.01	KNCS 400	50-160	230-350	115-235	305-425
GGK 4002	012479								91	3.58			112-235	230-350	
GGK 4003	012480								147	5.50			90-215		
GGK 5001	012481	60	74	35	M8	18	30	60	125	7.58	KNCS 500	80-190	260-400	170-310	375-520
GGK 5002	012482								108	6.67			135-275	290-430	
GGK 5003	012483								136	4.96			100-220		
GGK 5001	012481	60	74	35	M8	18	30	60	125	7.58	KNCS 630	80-240	265-450	240-440	460-650
GGK 5002	012482								108	6.67			140-320	380-560	
GGK 5003	012483								136	4.96			100-220		

* Clamping range valid for chuck type KNCS

Clamping range



GGK

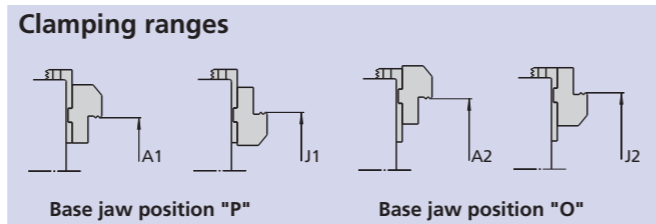


Hard roughing jaws for Forkardt chucks with quick jaw change

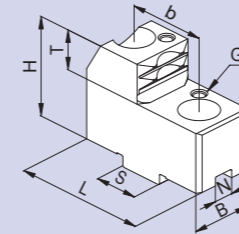
- Tongue & groove
- For internal and external clamping

Type	Id. No.	B	H	T	G	N	S	b	L	kg/Set	Forkardt	Clamping ranges Ø*		Clamping ranges Ø*	
												External-A ₁	Internal-J ₁	External-A ₂	Internal-J ₂
GGK 1751	012464	25	40	16	M5	8	18	32	64	0.91	3 KTNC 160	25-38	-	-	-
GGK 1752	012465								68	0.92	KTNCV 160	-	135-150	45-72	-
GGK 1753	012466								60	0.88	F 160	-	105-122	72-102	-
GGK 1754	012467								56	0.80	F+160	-	78-94	102-128	-
GGK 2001	012469	28	45	20	M5	10	20	40	88	1.52	3 KTNC 200	-	-	38-65	-
GGK 2002	012470								66	1.28	F 200	52-78	120-140	95-125	160-190
GGK 2003	012471								66	1.19	F+200	-	82-105	130-160	-
GGK 2004	012472		40	15					87	1.39	-	-	-	-	65-95
GGK 2501	012473	40	50	22	M6	12	20	40	94	2.38	3 KTNC 250	-	180-216	72-102	262-290
GGK 2502	012474								72	2.08	F 250	-	120-150	140-172	-
GGK 2503	012475								78	2.19	F+250	-	104-120	170-202	-
GGK 2504	012476								110	2.88	-	-	-	-	80-108
GGK 2501	012473	40	50	22	M6	12	20	40	94	2.38	3 KTNC 280	38-52	190-242	74-128	262-310
GGK 2502	012474								72	2.08	-	-	120-174	142-195	-
GGK 2505	012477		43	15					98	2.49	-	-	-	-	78-130
GGK 4001	012478	50	55	25	M8	12	26	54	104	4.01	3 KTNC 360	50-110	220-300	105-190	295-380
GGK 4002	012479								91	3.58	F 315	140-225	110-185	220-305	-
GGK 4003	012480								147	5.50	F+315	-	90-215	-	-
GGK 5001	012481	60	74	35	M8	18	30	60	125	7.58	3 KTNC 500	70-190	245-400	150-310	370-520
GGK 5002	012482								108	6.67	F+400	150-310	130-275	280-430	244-400
GGK 5003	012483	50	56	25	M8	18	30	60	136	4.96	F 500 L	-	110-220	-	-
											F+500 L	-	-	-	-
GGK 5001	012481	60	74	35	M8	18	30	60	125	7.58	3 KTNC 630	70-300	225-510	150-420	360-630
GGK 5002	012482								108	6.67	-	150-430	140-390	270-550	244-520
GGK 5003	012483	50	56	25					136	4.96	-	-	100-220	-	-

* Clamping ranges subjected to technical changes



GGK



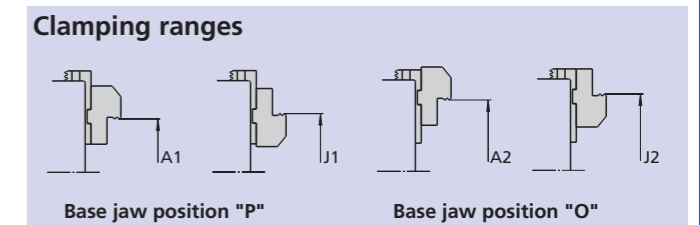


Hard roughing jaws for Forkardt chucks with quick jaw change

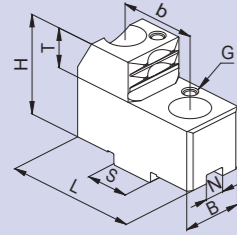
- Tongue & groove
- For internal and external clamping

Type	Id. No.	B	H	T	G	N	S	b	L	kg/Set	Forkardt	Clamping ranges Ø*		Clamping ranges Ø*	
												External-A ₁	Internal-J ₁	External-A ₂	Internal-J ₂
GGK 1751	012464	25	40	16	M5	8	18	32	64	0.91	KTNCV 175	30-80	-	-	-
GGK 1752	012465								68	0.92	FNC 175	-	126-190	48-110	160-220
GGK 1753	012466								60	0.88	-	-	-	80-140	142-202
GGK 1754	012467								56	0.80	-	-	84-148	104-166	118-180
GGK 2001	012469	28	45	20	M5	10	20	40	88	1.52	KTNCV 200	44-106	-	-	-
GGK 2002	012470								66	1.28	FNC 200	58-120	120-180	100-162	172-234
GGK 2003	012471								66	1.19	-	96-158	90-152	142-204	136-198
GGK 2004	012472		40	15					87	1.39	-	-	55-95	-	65-95
GGK 2501	012473	40	50	22	M6	12	20	40	94	2.38	KTNCV 250	40-90	200-285	80-170	272-360
GGK 2502	012474								72	2.08	FNC 250	75-163	128-216	150-238	220-308
GGK 2503	012475								78	2.19	-	95-183	102-190	172-260	172-260
GGK 2504	012476								110	2.88	-	-	75-100	-	88-176
GGK 2501	012473	40	50	22	M6	12	20	40	94	2.38	KTNC 315	40-118	200-320	80-200	275-395
GGK 2502	012474								72	2.08	KTNCV 315	65-185	125-245	150-270	202-322
GGK 2505	012477		43	15					98	2.49	FNC 315	-	73-190	180-300	170-290
GGK 4001	012478	50	55	25	M8	12	26	54	104	4.01	KTNC 400	50-180	220-340	100-265	315-425
GGK 4002	012479								91	3.58	KTNCV 400	140-260	120-220	220-340	185-305
GGK 4003	012480								147	5.50	FNC 400	-	95-215	-	-
GGK 5001	012481	60	74	35	M8	18	30	60	125	7.58	KTNCV 500	60-235	255-440	160-350	375-560
GGK 5002	012482								108	6.67	FNC 500	-	-	280-470	255-445
GGK 5003	012483	50	56	25	M8	18	30	60	136	4.96	-	-	110-280	-	-
GGK 5001	012481	60	74	35	M8	18	30	60	125	7.58	KTNCV 630	60-335	225-525	160-460	375-675
GGK 5002	012482								108	6.67	FNC 630	-	-	280-580	255-555
GGK 5003	012483	50	56	25					136	4.96	-	110-380	-	-	-

* Clamping ranges subjected to technical changes



GGK



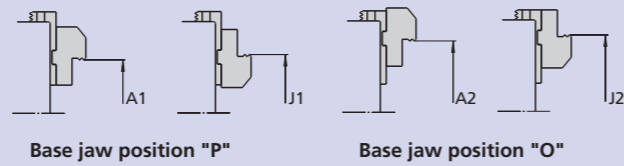
Hard roughing jaws for Samchully chucks with quick jaw change

- Tongue & groove
- For internal and external clamping

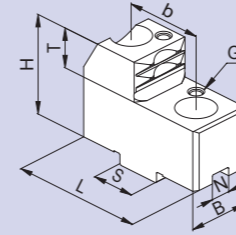
Type	Id. No.	B	H	T	G	N	S	b	L	kg/Set	Samchully	Clamping ranges Ø*		Clamping ranges Ø*	
												External-A ₁	Internal-J ₁	External-A ₂	Internal-J ₂
GGK 1751	012464	25	40	16	M5	8	18	32	64	0.91	QJC-206	25-62	133-171	33-80	155-190
GGK 1752	012465								68	0.92		32-61	134-172	42-79	153-181
GGK 1753	012466								60	0.88		52-89	107-145	70-107	125-163
GGK 1754	012467								56	0.80		77-115	81-118	95-133	99-137
GGK 2001	012469	28	45	20	M5	10	20	40	88	1.52	QJC-208	30-69	-	45-106	-
GGK 2002	012470								66	1.28		67-132	131-197	105-170	169-235
GGK 2003	012471								66	1.19		104-169	95-160	141-207	134-199
GGK 2004	012472		40	15					87	1.39		-	68-110	-	74-148
GGK 2501	012473	40	50	22	M6	12	20	40	94	2.38	QJC-210	45-85	197-274	61-148	254-342
GGK 2502	012474								72	2.08		78-154	132-208	141-218	195-272
GGK 2503	012475								78	2.19		107-184	109-175	159-247	152-238
GGK 2504	012476								110	2.88		-	-	-	80-156
GGK 2501	012473	40	50	22	M6	12	20	40	94	2.38	QJC-212	40-126	207-320	104-214	295-406
GGK 2502	012474								72	2.08		86-196	138-248	173-284	225-336
GGK 2503	012475								78	2.19		115-226	109-218	203-314	196-306
GGK 2505	012477		43	15					98	2.49		197-285	78-164	261-371	139-249
GGK 4001	012478	50	55	25	M8	12	26	54	104	4.01	QJC-215	78-188	258-378	143-263	333-453
GGK 4002	012479								91	3.58		-	140-263	258-378	-
GGK 4003	012480								147	5.50		-	118-243	-	-
GGK 5001	012481	60	74	35	M8	18	30	60	125	7.58	QJC-220	100-210	280-420	210-350	415-560
GGK 5002	012482								108	6.67		-	155-295	330-470	-
GGK 5003	012483	50	56	25	M8	18	30	60	136	4.96		-	100-240	-	-

* Clamping ranges subjected to technical changes

Clamping ranges



GGK



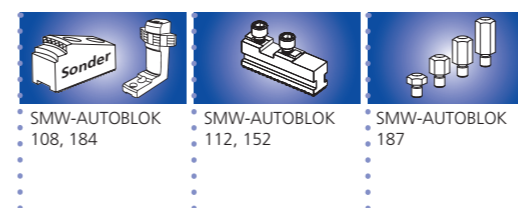
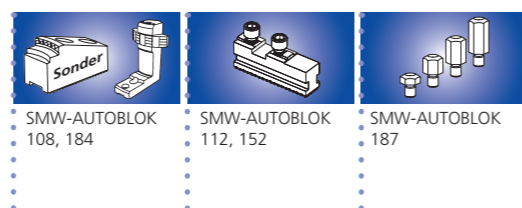
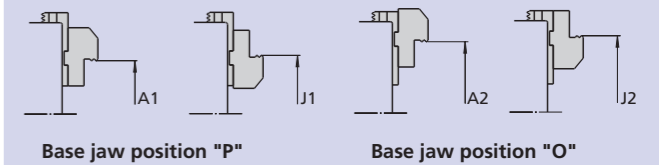
Hard roughing jaws for Kitagawa chucks with quick jaw change

- Tongue & groove
- For internal and external clamping

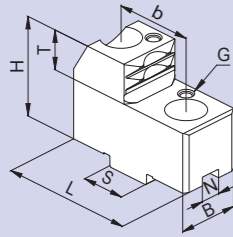
Type	Id. No.	B	H	T	G	N	S	b	L	kg/Set	Kitagawa	Clamping ranges Ø*		Clamping ranges Ø*	
												External-A ₁	Internal-J ₁	External-A ₂	Internal-J ₂
GGK 1751	012464	25	40	16	M5	8	18	32	64	0.91	QJ 306	25-62	133-171	33-80	155-190
GGK 1753	012466								60	0.88		32-61	134-172	42-79	153-181
GGK 1754	012467								56	0.80		52-89	107-145	70-107	125-163
GGK 2001	012469	28	45	20	M5	10	20	40	88	1.52	QJ 308	30-69	-	45-106	-
GGK 2002	012470								66	1.28	QJ 8"	67-132	131-197	105-170	169-235
GGK 2003	012471								66	1.19		104-169	95-160	141-207	134-199
GGK 2004	012472		40	15					87	1.39		-	68-110	-	74-148
GGK 2501	012473	40	50	22	M6	12	20	40	94	2.38	QJ 310	45-85	197-274	61-148	254-342
GGK 2502	012474								72	2.08	QJ 10"	78-154	132-208	141-218	195-272
GGK 2503	012475								78	2.19		107-184	109-175	159-247	152-238
GGK 2504	012476								110	2.88		-	-	-	80-156
GGK 2501	012473	40	50	22	M6	12	20	40	94	2.38	QJ 312	34-100	210-300	-	300-370
GGK 2502	012474								72	2.08	QJ 12"	90-175	-	170-262	-
GGK 2503	012475								78	2.19		-	110-210	206-292	-
GGK 2505	012477		43	15					98	2.49		-	82-150	-	-
GGK 4001	012478	50	55	25	M8	12	26	54	104	4.01	QJ 15	78-188	258-378	143-263	333-453
GGK 4002	012479								91	3.58		-	140-263	258-378	-
GGK 4003	012480								147	5.50		-	118-243	-	-
GGK 5001	012481	60	74	35	M8	18	30	60	125	7.58	QJ 21	100-210	280-420	210-350	415-560
GGK 5002	012482								108	6.67		-	155-295	330-470	-
GGK 5003	012483	50	56	25	M8	18	30	60	136	4.96		-	100-240	-	-
GGK 5001	012481	60	74	35	M8	18	30	60	125	7.58	QJ 24	80-240	265-450	240-440	460-650
GGK 5002	012482								108	6.67		-	140-320	380-560	-

* Clamping ranges subjected to technical changes

Clamping ranges



GGK



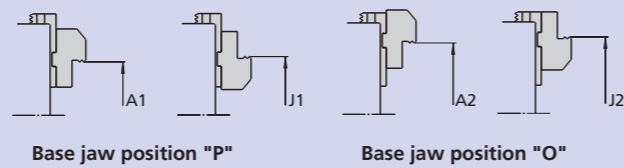
Hard roughing jaws for Röhms chucks with quick jaw change

- Tongue & groove
- For internal and external clamping

Type	Id. No.	B	H	T	G	N	S	b	L	kg/Set	Röhms	Clamping ranges Ø*		Clamping ranges Ø*	
												External-A ₁	Internal-J ₁	External-A ₂	Internal-J ₂
GGK 1751	012464	25	40	16	M5	8	18	32	64	0.91	Duro-NC 160	28-70	-	-	-
GGK 1752	012465								68	0.92	Duro-NCE 160	-	138-180	50-100	-
GGK 1753	012466								60	0.88	Duro 160	-	110-150	85-135	-
GGK 1754	012467								56	0.80	-	-	85-120	110-160	-
GGK 1751	012464	25	40	16	M5	8	18	32	64	0.91	Duro-NC 175	36-78	-	-	-
GGK 1752	012465								68	0.92	Duro-NCES 175	-	146-188	58-108	-
GGK 1753	012466								60	0.88	-	-	118-158	93-143	-
GGK 1754	012467								56	0.80	-	-	118-168	-	-
GGK 2001	012469	28	45	20	M5	10	20	40	88	1.52	Duro-NC 200	-	-	28-75	-
GGK 2002	012470								66	1.28	Duro-NCE 200	55-130	125-195	100-180	170-240
GGK 2003	012471								66	1.19	Duro 200	-	90-160	140-210	-
GGK 2004	012472								87	1.39	Duro-NCES 200	-	55-100	-	-
GGK 2501	012473	40	50	22	M6	12	20	40	94	2.38	Duro-NC 250	38-95	195-280	80-160	270-300
GGK 2502	012474								72	2.08	Duro-NCE 250	-	125-205	145-225	-
GGK 2503	012475								78	2.19	Duro 250	-	110-180	180-260	-
GGK 2504	012476								110	2.88	Duro-NCES 250	-	-	-	80-170
GGK 2501	012473	40	50	22	M6	12	20	40	94	2.38	Duro-NCE 315	66-139	223-324	108-204	298-344
GGK 2502	012474								72	2.08	Duro-NCES 315	-	153-249	173-269	-
GGK 2503	012475								78	2.19	-	-	138-224	208-304	-
GGK 2504	012476								110	2.88	-	-	-	-	108-214
GGK 4001	012478	50	55	25	M8	12	26	54	104	4.01	Duro-NC 315	50-150	220-330	120-220	-
GGK 4002	012479								91	3.58	Duro 315	-	110-220	220-320	-
GGK 4003	012480								147	5.50	-	-	85-200	-	-
GGK 4001	012478	50	55	25	M8	12	26	54	104	4.01	Duro-NCE 400	128-206	298-386	198-276	-
GGK 4002	012479								91	3.58	-	-	188-276	298-376	-
GGK 4003	012480								147	5.50	-	-	163-256	-	-
GGK 5001	012481	60	74	35	M8	18	30	60	125	7.58	Duro-NC 400	65-175	260-380	165-285	380-430
GGK 5002	012482								108	6.67	Duro 400	-	140-260	285-400	-
GGK 5003	012483								136	4.96	-	-	105-200	-	-
GGK 5001	012481	60	74	35	M8	18	30	60	125	7.58	Duro-NCE 500	101-289	-	-	436-604
GGK 5002	012482								108	6.67	-	-	296-494	221-404	-
GGK 5003	012483								136	4.96	-	-	176-374	346-534	-
GGK 5001	012481	60	74	35	M8	18	30	60	125	7.58	Duro-NC 500	65-235	260-440	185-350	400-550
GGK 5002	012482								108	6.67	Duro 500	-	140-320	310-480	-

* Clamping ranges subjected to technical changes

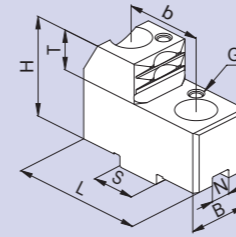
Clamping ranges



Base jaw position "P"

Base jaw position "O"

GGK



Hard roughing jaws for Schunk chucks with quick jaw change

- Tongue & groove
- For internal and external clamping

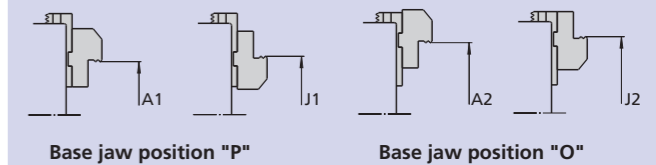
Type	Id. No.	B	H	T	G	N	S	b	L	kg/Set	Schunk	Clamping ranges Ø*		Clamping ranges Ø*	
												External-A ₁	Internal-J ₁	External-A ₂	Internal-J ₂
GGK 1751	012464	25	40	16	M5	8	18	32	64	0.91	ROTA-S plus 160	25-50	-	-	-
GGK 1752	012465								68	0.92	ROTA THW 165	-	133-160	38-67	-
GGK 1753	012466								60	0.88	ROTA THW plus 165	-	105-134	66-95	-
GGK 1754	012467								56	0.80	ROTA-G 160	-	78-106	95-125	-
											THW 165				
											ROTA-S 160				
GGK 2001	012469	28	45	20	M5	10	20	40	88	1.52	ROTA-S plus 200	30-55	185-230	45-94	-
GGK 2002	012470								66	1.28	ROTA THW 210	60-110	130-178	100-145	165-215
GGK 2003	012471								66	1.19	ROTA THW plus 215	100-150	90-135	140-185	130-175
GGK 2004	012472								87	1.39	ROTA-G 200	-	55-84	-	70-120
											THW 210R/F				
											ROTA-S 200				
											ROTA NCWF 210				
											ROTA THWB 210				
GGK 2501	012473	40	50	22	M6	12	20	40	94	2.38	ROTA-S plus 250	35-70	200-265	65-138	265-330
GGK 2502	012474								72	2.08	ROTA-THW 250	80-145	130-195	143-205	190-260
GGK 2503	012475								78	2.19	ROTA THW plus 260	110-175	100-165	174-237	165-230
GGK 2504	012476								110	2.88	ROTA-G 250	-	-	-	80-145
											THW 250/265-R/F				
											ROTA NCW 265				
											ROTA-S 250				
											ROTA-NCWF 250				
											ROTA THWB 265				
GGK 2501	012473	40	50	22	M6	12	20	40	94	2.38	ROTA THW 315	40-92	205-280	94-179	294-370
GGK 2502	012474								72	2.08	ROTA THW plus 315	85-161	135-210	170-249	219-300
GGK 2503	012475								78	2.19	ROTA-G 315	115-190	105-180	203-278	194-270
GGK 2505	012477								98	2.49	ROTA-NCW 315	-	85-150	-	-
											ROTA-NCWF 315				
											THW 315-R				
GGK 4001 ¹	012478	50	55	25	M8	12	26	54	104	4.01	ROTA-S plus 315	50-162	230-350	118-240	305-430
GGK 4002 ¹	012479								91	3.58	ROTA THW 400	162-283	110-230	240-360	190-308
GGK 4003 ¹	012480								147	5.50	THW 400-R/F	-	100-220	-	-
											ROTA-G 400				
											ROTA-S 315				
											ROTA THWB 315				
											THW 315-F				
GGK 5001 ²	012481	60	74	35	M8	18	30	60	125	7.58	ROTA-S plus 400	80-190	260-400	170-310	380-520
GGK 5002 ²	012482								108	6.67	ROTA-S plus 500	170-310	140-280	265-405	260-400
GGK 5003 ²	012483	50	56	25	M8	18	30	60	136	4.96	ROTA THW 500	-	100-210	-	-
											ROTA-G 500				
											ROTA-S 400/500				
											THW 500-R/F				
											ROTA THWB 400				
											ROTA THWB 500				
GGK 5001	012481	60	74	35	M8	18	30	60	125	7.58	ROTA THW 630	80-230	260-445	220-430	430-640
GGK 5002	012482								108	6.67	THW 630-R	170-350	140-325	315-525	310-520
GGK 5003	012483	50	56	25	M8	18	30	60	136	4.96	-	-	100-250	-	-

¹ Clamping range only for chucks Ø 400

² Clamping range only for chucks Ø 500


* Clamping ranges subjected to technical changes

Clamping ranges



Base jaw position "P"

Base jaw position "O"



SMW-AUTOBLOK 108, 184

SMW-A