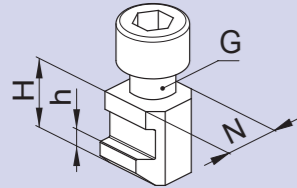


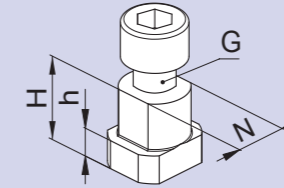
NST

T-nuts

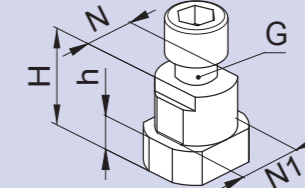


Version 1

- Quenched and ground
- Incl. screw ISO 4762 – 12.9



Version 2



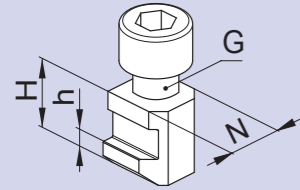
Version 3



Please observe!
Always tighten T-nuts
with a torque wrench.

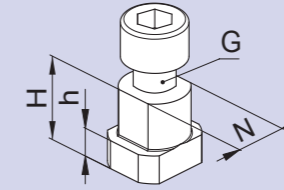
Type	Id. No.	Version	N	H	h	G	Screw ISO 4762	Torque Md max. (Nm)
NST 11	013862	2	11	21.5	7.5	M8	M8 x 30	30
NST 12	081966	2	12	17	7	M8	M8 x 20	30
NST 12-1	089810	2	12	21.5	7.5	M8	M8 x 25	30
NST 14	013863	2	14	26.5	9.5	M10	M10 x 35	50
NST 14-1	085874	2	14	20	7.5	M10	M10 x 25	50
NST 14-2	035958	1	14	18.5	6.5	M10	M10 x 20	50
NST 14-3	163134	2	14	20	7.5	M10	M10 x 25	50
NST 17	016021	2	17	23	9	M12	M12 x 30	70
NST 17-1	085877	2	17	22.3	8.3	M12	M12 x 30	70
NST 17-2	034245	1	17	20.5	7.5	M12	M12 x 25	70
NST 17/14	036976	1	17	20.5	7.5	M12	M12 x 25	70
NST 17-3	081825	2	17	21.5	9	M12	M12 x 25	70
NST 17-4	013864	2	17	26.5	9.5	M12	M12 x 30	70
NST 17-5	064921	1	17	18.5	6.5	M12	M12 x 25	70
NST 21	014788	2	21	27	11	M16	M16 x 35	150
NST 21/17	081812	3	17/21	27	11	M12	M12 x 35	70
NST 21/16	162744	1	16	26.5	10	M12	M12 x 30	70

SMW-AUTOBLOK	Forkardt	Röhm	Schunk
			TP 125 ROTA TP 125 ROTA NCD 165
SP 125/98 • STP 125 SP 160 • STP 165	3 KTH 130-33 3 KTH 140-37	KFD 130 • KFH 140 LVE 125 • KFD-HS 160	TP 160 ROTA TP 160
HFKN-D 165 • AN-D 165 AL-D 165 • BH-D 165 BHD-FC 165 • BB-D 175 HB-D 165 • PB-D 165 AP/NT-D 170 PBI-D 165 • HYDN-S 180 HFKS-2G-D 165 Centco4-D 210			ROTA NCK Plus 165 ROTA NCF 185 ROTA NC / NCF Plus 185
HFKS-2G-D 210 Centco4-D 260/315 Centco4-MLW 400	2BLE-PS 160/200 • 2BLEF 200 KL/KT/KTG/KTN/KS-PS 160/200 KSF 175/200 • KS/KL 250 Mo KGH/KGHF/KTH 160/175/200 KS 160/200/250 • KG/KP 200 NH/NHF 160/175/200 QLK/QLC 160/175/200 QLK/QLC-KS 200/250 QLK/QLC-LS 160/200 QLC-AG 200 • UVE 160/200/250		TH/THF/HSL 165/210 ROTA NCD 210 ROTA NC / ROTA NCF Plus 165
HFKN-D 210 • AN-D 210 AL-D 210 • BH-D 210 BHD-FC 210 • BB-D 210 HB-D 210 • PB-D 210 PBI-D 210 AP/APL/NT-D215/260 RC-D210 HYDN-S 210/226 HFKS-2G-M 210 Centco4-M 210/260/315			ROTA 2 B 160 ROTA NCD 185 ROTA NC / NCF 165/210 ROTA NCO 210 ROTA NC / NCF Plus 215
SP 200 • SP 240 STP 240 • CC 240 Z HFKN-D 165		KFD 160/200 • KFD-AF 160/200 KFD-HF 160/200 • KFH-F 160/200 KFH-G 160/200 • KFH-NC 160/200 SPD 160/200 • LVE 160/200	HSG 200/250 TP 200 ROTA TP 200
HFKS-2G-D 255/320 Centco4-D 400-112 Centco4-D-MLW 600/750	3 NH 250/315 • 3 NHF 250/315 KT 250/315 • KSH 250/315 KSHF 250/315 • 3 KTGF 250/315 KG 250/315 • KP 250-315 KLNC 250/315 • KL 250 KSPS 250/300 • 3 NHF 290 KS 315/400 • KSH 400 • KSHF 400 UVE 315 • 3 NHF 400 (Index) 2 BLE 200 • 2 BLE 250 Mo 2 BLN 200 QLC 250/315 GHE 250 Mo QLK/QLC-KS 315/400 QLK/QLC-LS 250/315 QLC-AG 250/315		ROTA NC-D 250 HSL 250 TH 250 THF 250 HSG 315 HSL 315 ROTA NC-D 315 TH 315 THF 315 ROTA NCF 315
HFKS-2G-M 255			

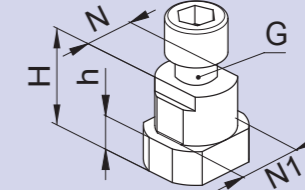


Version 1

- Quenched and ground
- Incl. screw ISO 4762 – 12.9



Version 2



Version 3



Please observe!
Always tighten T-nuts
with a torque wrench.

Type	Id. No.	Version	N	H	h	G	Screw ISO 4762	Torque Md max. (Nm)
NST 21-3	081826	2	21	25.5	11	M16	M16 x 35	150
NST 21-5	033429	2	21	30	11	M16	M16 x 35	150
NST 21-6	034197	1	21	26.5	10	M16	M16 x 35	150
NST 21/17-1	034208	3	17 / 21	26.5	10	M12	M12 x 30	70
NSTE-M 22	12064020	3	22 / 25.5	34.5	15	M20	M20 x 40	300
NSTE-M/22-1	5320432	2	22/24	45.5	16.5	M20	M20 x 60	300
NST 25	014812	2	25.5	29	11	M20	M20 x 40	300
NST 25-2	12065082	3	25.5	34	15	M20	M20 x 40	300
NST 25-3	12065020	2	25.5	34.5	15	M20	M20 x 40	300
NST 25-4	12065002	3	25.5 / 28	40	15.5	M20	M20 x 50	300
NST 25-5	199908	2	25.5	40.5	15	M20	M20 x 50	300
NST 30	081811	2	30	41	15	M24	M24 x 50	450
NST 30-1	014827	2	30	36	15	M24	M24 x 50	450
NST 30-2	013868	2	30	41	15	M24	M24 x 70	450
NST 30-3	13063900	2	30	44	18	M24	M24 x 60	450

SMW-AUTOBLOK	Forkardt	Röhm	Schunk
GH-D 400 GH-M 400 RC-D 400 RC-M 400		KFD/KFD-HF 250/315 KFH/KFH-F/KFH-G/KFH-NC 250/315 KFD-AF 250/315 KFD-HE 254/315 KFL 315/400 KFA 200 LVE 250/305/315	
SP 250/98 SP 350 STP 250/98 • STP 280 SP 280/350			TP 205/315 ROTA TP 250/315
HFKN-D 260/315 AN-D 250/315 HFKS-2G-M 320			ROTA NCO 260/315 ROTA NC 250
AL-D 250/315 AN-M 315 • AL-M 315 HB-D 250/315 NT-D 315 • NT-M 315 AP-D 315 • AP-M 315 APL-D 315 • APL-M 315 BH-D 250/315 BHD-FC 250/315 BH-M 315 • BB-M 315 PB-D 250/315 BB-D 250/315 RC-D 250/305 BHM-FC 315 • RC-M 305 PBI-D 250/315 HYDN-S 250/315 AN-M 400 • AL-M 400 BH-M 400/450 AP/APL/NT-M 400 • BHM-FC 400			ROTA NCF 250 ROTA 2B 200 ROTA NC Plus 260/315 ROTA NCK Plus 315 ROTA NCF Plus 260/315
HFKN-D 400 HFKN-D 500 Centco4-D-MLW 1000/1200/1400 Centco4-D 500/630	3 NH 400/500/630 • QLC 400 QLK 400 • 3 NHF 400/500/630 3 KTGF 400/500 LVE 400/500/630/800 • KT 400/500 KG 400/500 • KL 400/500 KLNC 400/500 • KP 400 • KS 500/630 KSH 500 • KSL 630 KSHF 630 • KL 300 • KSHF 560 2 BLE 250 • 2 BLE 315 2 BLE-PS 300 • 2 BLE-PS 315 2 BLE 400 • 2 BLE 500 2 BLE-PS 400/500 2 BLN 250/315/400		ROTA NCK 315 • ROTA NCK Plus 315 ROTA NCD 315 ROTA NC/NCF Plus 315 HSL 400 ROTA NC-D 400/600 ROTA NC 400 ROTA NCF 400 TH 400 THF 400 TH 500 THF 500 ROTA 2B 250/315/400
AN/AL-D 400 BB-N 400/460/500/600 BB-N ES 400/460/500/600 BH-D 400/450/500/630/800 BHD-FC 400/450/500/630/800 CL-D 250/315		KFH 400 • KFD 400 • LVE 400 KFH 500 • KFD 500 • LVE 500 KFD-HE 400 • KFD-HF 400 KFD 630 • LVE 630 KFD-HF 500 • KFD 800 LVE 1000 • KFD-HS 400 KFL 500 • KFA 250 • KFD-HS 500 KFL 600 • KFA 315 • KFH-F 400/500 KFH-G 400/500 • KFH-NC 400/500	HSG 400 HSG 500 ROTA NCO 400/500 TB 400 TB 500 ROTA TB 400/500/610 ROTA EP 380/460 ROTA TB-LH 400/500/610
GHDN 610/640/800 HYDL-S 800 IN-D 500/630/800 IL-D 500/630/800 BB-SC 600			
	KS 800/1000 • KSF 1000	KFD 1000/1250	ROTA NCD 1000 • ROTA NC 1000
			ROTA TB 800/850/1000/1200 ROTA TB-LH 800/850/1000 ROTA NC 630 • ROTA TB 630 ROTA TB-LH 630 • 630 • TH 630
BB-N 630/800/1000 BB-N ES 630/800/1000 IN-D 1000/1250			