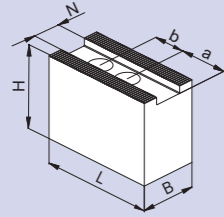


MWB-D

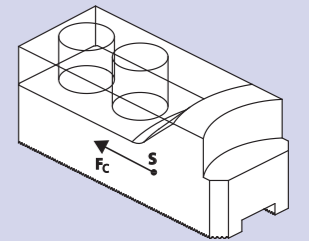
Soft top jaws Tall version



- Inch serration 1/16" x 90° or 3/32" x 90°
- Material: 16MnCr5, Serration ground




**Reduced jaw mass =
Reduced loss of grip force on the chuck under rotation.**
Always lighten the top jaws when using them at high speeds!



Type	Id. No.	B	H	L	N	Serration	a + b f. ISO 4762	kg / Set
MWB-D 111	007094	20	30	52	8	1/16" x 90°	26.5 + 12 M6	0.56
MWB-D 130	013488	30	40	55	12	1/16" x 90°	29 + 16 M8	1.25
MWB-D 165	233372	35	60	70	14	1/16" x 90°	33 + 16.5 M10	2.78
MWB-D 165/4	5318607**	35	60	70	14	1/16" x 90°	33 + 16.5 M10	2.78
MWB-D 160	013489	40	60	70	17	1/16" x 90°	33 + 22 M12	3.02
MWB-D 200	013490	40	60	90	17	1/16" x 90°	43 + 22 M12	4.09
MWB-D 200/4	5318837**	40	60	90	17	1/16" x 90°	43 + 22 M12	4.09
MWB-D 250	013491	50	80	120	21	1/16" x 90°	62 + 28 M16	9.16
MWB-D 250/4	5319680**	50	80	120	21	1/16" x 90°	62 + 28 M16	9.16
MWB-D 400	013492	60	90	155	25.5	3/32" x 90°	90 + 35 M20	16.21
MWB-D 400	5319831	60	90	155	25.5	3/32" x 90°	90 + 35 M20	21.6

* With single T-nuts only
** 1 Set = 4 pieces



SMW-AUTOBLOK 28, 188, 190
SMW-AUTOBLOK 65
SMW-AUTOBLOK 76

SMW-AUTOBLOK	Forkardt	Röhm	Schunk
HFKN-D110			
AN/AL-D 125 BH/HB/PB-D 130 BB-D 140 SP/STP 125 HFKN-D 165 SP/STP 160 AN/AL/BH/HB-D 165 BHD-FC 165 PB/PB/RC-D 165 AP/NT-D 170 BB-D 175 HYND-S 180 Centco4-D 210	KTH 130/140	KFD 130 • KFH 140 KFD-HS 160/175 KFD-HE 170 LVE 125/160	HSG 160 ROTA NCD 165
HFKN-D 210 SP/STP 200/240 AN/AL/BH/BB-D 210 BHD-FC 210 CC 240Z HB/ PB/PB/RC-D 210 AP/APL/NT-D 215 AP/APL/NT-D 260* HYND-S 210/226 BP-D 220/260	QLK/QLC 160/175/200 QLK/QLC-KS 200/250 AN/AL/BH/BB-D 160/200 QLC-AG 200 NH/NHF 160/175/200 KL/KT/KTG/KTN/KS-PS 160/200 KS 160/200/250 KSF 175/200 KGH/KGHF/KTH 160/175/200 KG/KP 200 UVE 160/200/250	KFD/KFD-HF 160/200 KFH/KFH-F/KFH-G/KFH-NC 160/200 KFD-AF 160/200 KFD-HE 210 SPD/SPO 160/215 LVE 200	TH/THF/HSL 165/210 ROTA NCD 185/210 ROTA NC/ROTA NCF 165/210 ROTA NCO 165/210 ROTA NCK plus 210/250 ROTA 2B 160 ROTA TP 200 TP 200
HFKN-D 210 SP/STP 200/240 AN/AL/BH/BB-D 210 BHD-FC 210 CC 240Z HB/ PB/PB/RC-D 210 AP/APL/NT-D 215 AP/APL/NT-D 260* HYND-S 210/226 BP-D 220/260	QLK/QLC 160/175/200 QLK/QLC-KS 200/250 QLK/QLC-LS 160/200 QLC-AG 200 NH/NHF 160/175/200 KL/KT/KTG/KTN/KS-PS 160/200 KS 160/200/250 KSF 175/200 KGH/KGHF/KTH 160/175/200 KG/KP 200 UVE 160/200/250	KFD/KFD-HF 160/200 KFH/KFH-F/KFH-G/KFH-NC 160/200 KFD-AF 160/200 KFD-HE 210 SPD/SPO 160/215 LVE 200 KFL 250	TH/THF/HSL 165/210 ROTA NCD 185/210 ROTA NC/ROTA NCF 165/210 ROTA NCO 165/210 ROTA NC plus 215 ROTA NCK plus 210/250 ROTA NCF plus 215 ROTA 2B 160 ROTA TP 200 TP 200
Centco4-D 260/315			
HFKN-D 260/315 SP/STP 280 SP/SP-L 350 AN/AL/BH/BB-D 250 AN/AL/BH/BB-D 315 BHD-FC 250/315 RC-D 250/305/400 CC 350Z HB/PB/PBI-D 250/315 AP/APL/NT-D 315 HYND-S 250/315/400 BP-D 320	QLK/QLC 250/315 QLK/QLC-KS 315/400 QLK/QLC-LS 250/315 QLC-AG 250/315 KG/KT/KP/KTG/KTN/KTGF 250/315 KLNC/NH/NHF 250/315 KS 315/400 KSPS 250/300 KSH/KSHF 250/315/400 HF315 UVE315	KFD/KFD-HF 250/315 KFH/KFH-F/KFH-G/KFH-NC 250/315 KFD-AF 250/315 KFD-HE 254/315 KFL 315/400 LNC/SPO 300 LVE 250/305/315	TH/THF/HSL 250/315 ROTA NC/ROTA NCD 250/315 ROTA NCF 250/315 ROTA NCO 260/315 ROTA NC plus 260/315 ROTA NCK plus 315 ROTA NCF plus 315 ROTA TP 250/315/350 TP 250/315 ROTA EP 500
Centco4-D 400			
HFKN-D 400/500 AP/AP-L/NT-D 400* BB-N 400/470/500/600 BB-N ES 400/470/500/600 BB-EXL(SC)2G 510/660 AN/AL/BB-D 400 BH-D 400/450/500/630/800 BHD-FC 400/500/630 IN/IL-D 500/630/800 HYDL-S 500/630/800 Centco4-D 500/630	QLK/QLC 400 NH/NHF 400/500/630 KT/KTGF 400/500/630 KS 500/630 KG/KL/KP/KLNC 400/500 KSHF 630 KSH 500 KSL 630 KSPS 400 UVE 400/500/630/800	KFD 400/500/630/800 KFD-HF 400/500/630 KFD-HS 400/500 KFD-HE 400 KFH/KFH-F/KFH-G/KFH-NC 400/500 KFL 500/600 KFD-HE 400 LVE 400/500/630/800/1000	TH/THF 400/500 HSL 400 HSG 400/500 ROTA NC/ROTA NCD 400/500/630 ROTA NCF/ROTA NCO 400/500/630 ROTA EP 380/460 ROTA EP-LH 460 ROTA TB 400/470/500/600 ROTA TB-LH TB 400/470/500/600 ROTA NCO 800