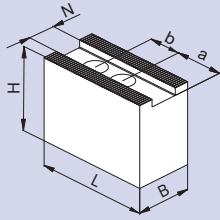


WBB-D



Soft top jaws for Berg power chucks

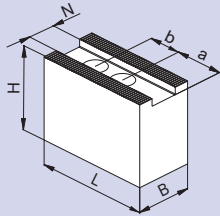
- Inch serration 1/16" x 90°
- Material: 16MnCr5 , Serration ground

Type	Id. No.	B	H	L	N	Serration	a + b für ISO 4762	kg / Set	Berg
WBB-D 211	034241	20	40	55	8	1/16" x 90°	30 + 14 M8	0.77	KH 110-30
WBB-D 232*	081621	30	45	70	10	1/16" x 90°	38 + 19 M10	1.63	KH 140-36 KH 160-45
WBB-D 235	081622	30	55	84	12	1/16" x 90°	45 + 21 M12	2.50	KH 175-56 KH 200-68
WBB-D 237	081623	35	60	90	12	1/16" x 90°	55 + 21 M12	3.60	KH 175-56 KH 200-68
WBB-D 240	081624	40	60	110	16	1/16" x 90°	63 + 29** M16	4.79	KH 250-91 KH 315-117

* Jaws pointed

** Can be used with double T-nuts hole spacing 28 mm and 30 mm

WBR-D



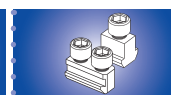
Soft top jaws

- Inch serration 1/16" x 90°
- Material: 16MnCr5 , Serration ground

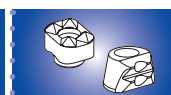
Type	Id. No.	B	H	L	N	Serration	a + b for ISO 4762	kg / Set	Röhmm	Schunk
WBR-D 012	081630	30	55	55	12	1/16" x 90°	31 + 15 M8	1.72	KFD-HS 160/175 KFD 130 KFD-HE 170 KFH 140	HSG 160 ROTA NCD 165
WBR-D 017	081631	40	60	70	17	1/16" x 90°	39 + 19 M12	3.04	KFD-HS 200 KFD 200 KFD-HE 210	HSG 200
WBR-D 117	081632	40	60	90	17	1/16" x 90°	59 + 19 M12	4.12	KFD-HS 250 KFD 200 KFD-HE 210	HSG 250
WBR-D 021	081633	50	60	105	21	1/16" x 90°	65 + 25 M16	5.86	KFD-HS 315 KFD 250 KFD-HE 254/315	HSG 315 ROTA NCD 250/315



• SMW-AUTOBLOK
• 28, 188, 190



• SMW-AUTOBLOK
• 65



• SMW-AUTOBLOK
• 76