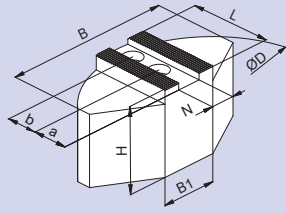


# SBS-D

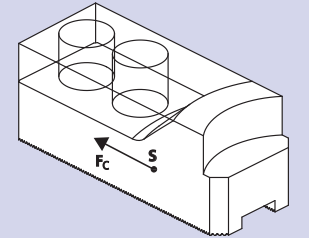
## Soft pie jaws



- Less deformation of easy deformed parts with wrap around jaws
- Inch serration 1/16" x 90° or 3/32" x 90°
- Material: 16MnCr5, Serration ground



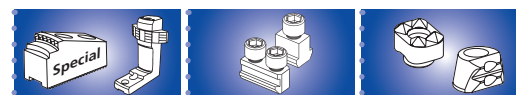
**Pie jaws are heavy!**  
**High jaw mass = high loss of grip force under rotation.**  
 Lighten the jaws for high speeds!



| Type         | Id. No.   | B   | B1  | H  | L   | D    | N    | Serration   | a + b f. ISO 4762 | kg / Set |
|--------------|-----------|-----|-----|----|-----|------|------|-------------|-------------------|----------|
| SBS-D 165    | 035154    | 120 | 40  | 60 | 60  | 165  | 14   | 1/16" x 90° | 25 + 22 M10       | 6.11     |
| SBS-D 165    | 5318610** | 120 | 40  | 60 | 60  | 165  | 14   | 1/16" x 90° | 25 + 22 M12       | 7.10     |
| SBS-D 160    | 081639    | 120 | 40  | 60 | 60  | 160  | 17   | 1/16" x 90° | 25 + 22 M12       | 5.88     |
| SBS-D 200/4  | 5318839** | 120 | 60  | 60 | 70  | 200  | 17   | 1/16" x 90° | 35 + 22 M12       | 10.22    |
| SBS-D 200    | 081640    | 140 | 64  | 60 | 70  | 200  | 17   | 1/16" x 90° | 35 + 22 M12       | 8.83     |
| SBS-D 250/21 | 081642    | 180 | 104 | 70 | 80  | 250  | 21   | 1/16" x 90° | 30 + 29*** M16    | 14.49    |
| SBS-D 250/4  | 5319684** | 180 | 104 | 70 | 80  | 250  | 21   | 1/16" x 90° | 30 + 29*** M16    | 18.27    |
| SBS-D 600/4  | 5322250** | 330 | 160 | 85 | 140 | 660  | 21   | 1/16" x 90° | 75 + 29*** M20    | 56.30    |
| SBS-D 400    | 133459    | 330 | 150 | 85 | 155 | 440  | 25.5 | 3/32" x 90° | 85 + 35 M20       | 53.49    |
| SBS-D 400/4  | 5319832** | 330 | 190 | 85 | 155 | 440  | 25.5 | 3/32" x 90° | 85 + 35 M20       | 53.20    |
| SBS-D 1200/4 | 5322251** | 500 | 360 | 85 | 155 | 1200 | 25.5 | 3/32" x 90° | 85 + 35 M20       | 85.56    |

\* With single T-nuts only  
 \*\* 1 Set = 4 pieces  
 \*\*\* Can be used with double T-nuts hole spacing 28 mm and 30 mm

| SMW-AUTOBLOK   | Forkardt  | Röhm   | Schunk  |
|--|---|--|---|
| HFKN-D 165<br>SP/STP 160<br>AN/AL/BH/BB-D 165*<br>BHD-FC 165*<br>PB/PBI/RC-D 165*<br>AP/NT-D 170*<br>BB-D 175*<br>HYND-S 180*<br>Centco4-D 210   |   |  | TP 160<br>ROTA TP 160   |
| HFKN-D 210<br>SP/STP 200/240<br>AN/AL/BH/BB-D 210<br>BHD-FC 210<br>CC 240Z<br>HB/PB/PBI/RC-D 210<br>AP/APL/NT-D 215<br>AP/APL/NT-D 260*<br>HYND-S 210/226  | QLK/QLC 160/175/200<br>QLK/QLC-KS 200/250<br>QLK/QLC-LS 160/200<br>QLC-AG 200<br>NH/NHF 160/175/200<br>KL/KT/KTG/KTN/KS-PS 160/200<br>KS 160/200/250<br>KSF 175/200<br>KGH/KGHF/KTH 160/175/200<br>KG/KP 200<br>UVE 160/200/250 | KFD/KFD-HF 160/200<br>KFH/KFH-F/KFH-G/KFH-NC 160/200<br>KFD-AF 160/200<br>KFD-HE 210<br>SPD/SPO 160/215<br>LVE 200   | TH/THF/HSL 165/210<br>ROTA NCD 185/210<br>ROTA NC/ROTA NCF 165/210<br>ROTA NCO 165/210<br>ROTA NCK plus 210/250<br>ROTA 2B 160<br>ROTA TP 200 |
| Centco4-D 260/315<br>Centco4-MLW-D 400<br>HFKN-D 210<br>SP/STP 200/240<br>AN/AL/BH/BB-D 210<br>BHD-FC 210<br>CC 240Z<br>HB/PB/PBI/RC-D 210<br>AP/APL/NT-D 215<br>AP/APL/NT-D 260*<br>HYND-S 210/226  | QLK/QLC 200<br>QLK/QLC-KS 200/250<br>QLK/QLC-LS 200<br>QLC-AG 200<br>NH/NHF 200<br>KL/KT/KTG/KTN/KS-PS 200<br>KS 200/250<br>KSF 200<br>KGH/KGHF/KTH 200<br>KG/KP 200<br>UVE 200/250   | KFD/KFD-HF 200<br>KFH/KFH-F/KFH-G/KFH-NC 200<br>KFD-AF 200<br>KFD-HE 210<br>SPD/SPO 215<br>LVE 200   | TH/THF/HSL 210<br>ROTA NCD 210<br>ROTA NC/ROTA NCF/ROTA NCO 210<br>ROTA NCK plus 210/250<br>ROTA 2B<br>ROTA TP 200<br>TP 200                  |
| HFKN-D 260/315<br>SP/STP 280<br>SP/SP-L 350<br>AN/AL/BH/BB-D 250<br>AN/AL/BH/BB-D 315<br>BHD-FC 250/315<br>RC-D 250/305/400<br>CC 350Z<br>HB/PB/PBI-D 250/315<br>AP/APL/NT-D 315<br>HYND-S 250/315/400<br>Centco4-D 400<br>Centco4-MLW-D 600/750 | QLK/QLC 250/315<br>QLK/QLC-KS 315/400<br>QLK/QLC-LS 250/315<br>QLC-AG 250/315<br>KG/KT/KP/KTG/KTN/KTGF 250/315<br>KLNC/NH/NHF 250/315<br>KS 315/400<br>KSPS 250/300<br>KSH/KSHF 250/315/400<br>HF315<br>UVE315                  | KFD/KFD-HF 250/315<br>KFH/KFH-F/KFH-G/KFH-NC 250/315<br>KFD-AF 250/315<br>KFD-HE 254/315<br>KFL 315/400<br>SPD/SPO 300<br>LVE 250/305/315                            | TH/THF/HSL 250/315<br>ROTA NC/ROTA NCD 250/315<br>ROTA NCF 250/315<br>ROTA NCO 260/315<br>ROTA NCK plus 315<br>ROTA TP 250/315<br>TP 250/315  |
| AP/APL/NT-D 400*<br>BB-N 400/470/500/600<br>BB-N ES 400/470/500/600<br>BB-EXL(SC)2G 510/660<br>AN/AL/BB-D 400<br>BH-D 400/450/500/630/800<br>BHD-FC 400/500/630<br>IN/L-D 500/630/800<br>HYDL-S 500/630/800                                      | QLK/QLC 400<br>NH/NHF 400/500/630<br>KT/KTGF 400/500/630<br>KS 500/630<br>KG/KL/KP/KLNC 400/500<br>KSHF 630<br>KSH 500<br>KSL 630<br>KSPS 400<br>UVE 400/500/630/800  | KFD 400/500/630/800<br>KFD-HF 400/500/630<br>KFD-HS 400/500<br>KFD-HE 400<br>KFH/KFH-F/KFH-G/KFH-NC 400/500<br>KFL 500/600<br>KFD-HE 400<br>LVE 400/500/630/800/1000 | TH/THF 400/500<br>HSL 400<br>HSG 400/500<br>ROTA NC/ROTA NCD 400/500<br>ROTA NCF/ROTA NCO 400/500   |
| Centco4-D 500/630<br>Centco4-MLW-D 1000/1200/1400  |   |  |   |



SMW-AUTOBLOK 28, 188, 190  
 SMW-AUTOBLOK 65  
 SMW-AUTOBLOK 76